



Saxo Market Call

Slide deck

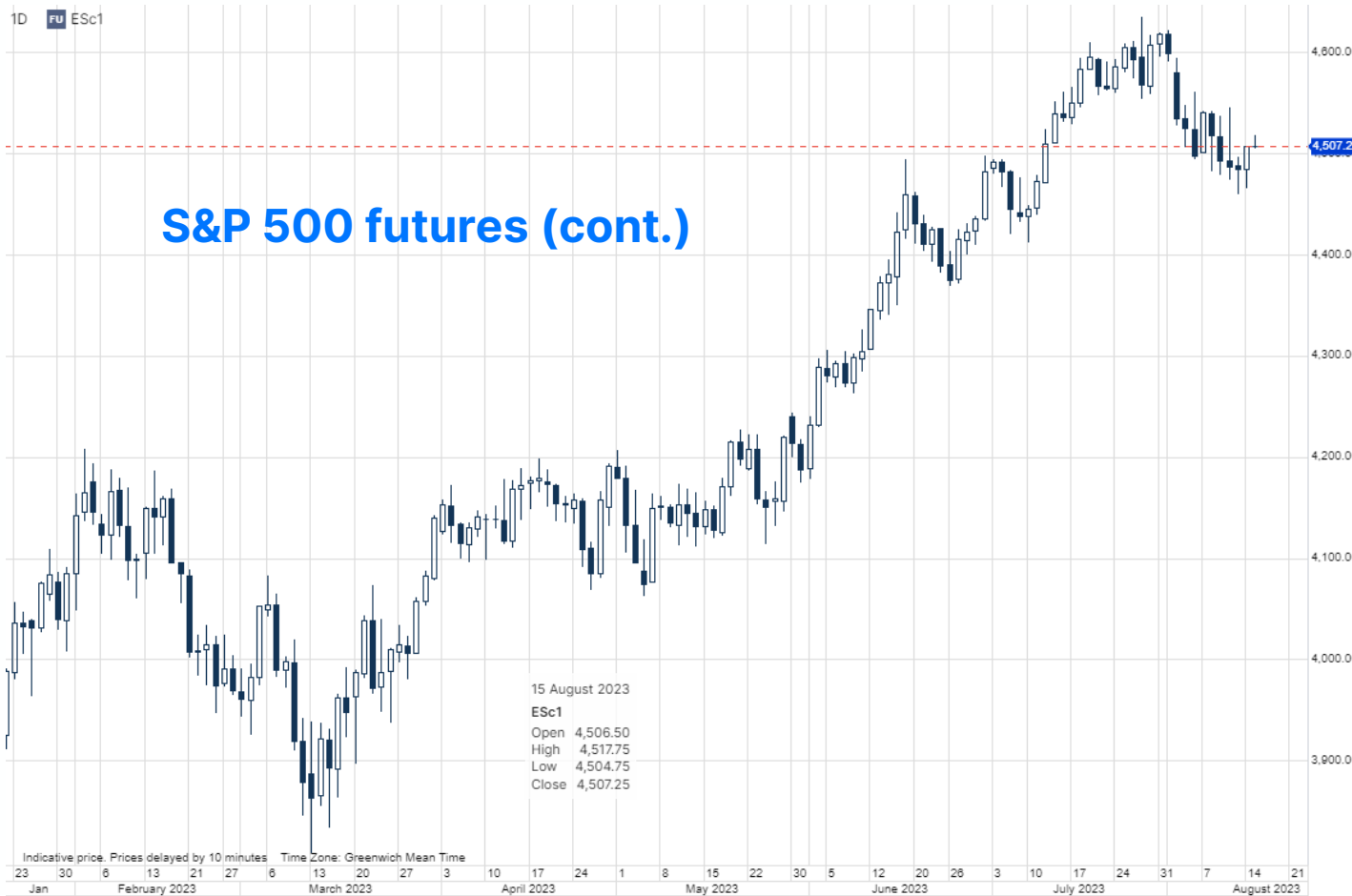
Tuesday, August 15, 2023

Questions and comments to marketcall@saxobank.com

Disclaimer

The slides here that accompany the podcast will occasionally mention financial instruments that are not tradable for all retail clients, depending on the relevant appropriateness test. Financial instruments mentioned can range from low to high risk, and our thoughts on the market should not be viewed as investment recommendations, but inspiration and information to gain a better understanding of current market dynamics.

Semiconductor rally led by Nvidia



Source: Saxo

Saxo equity themes performance overview

Sorted on one-day return (updated as of 14 Aug 2023)

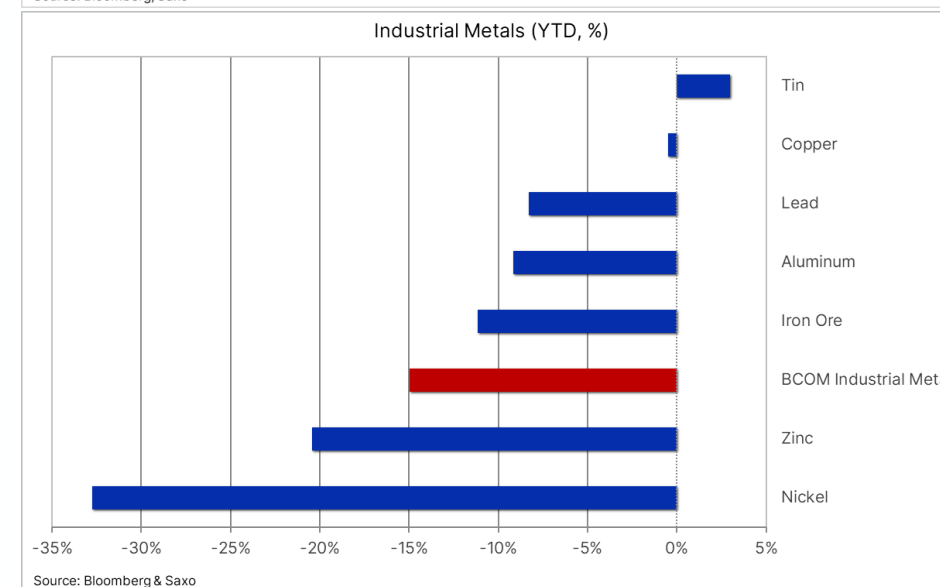
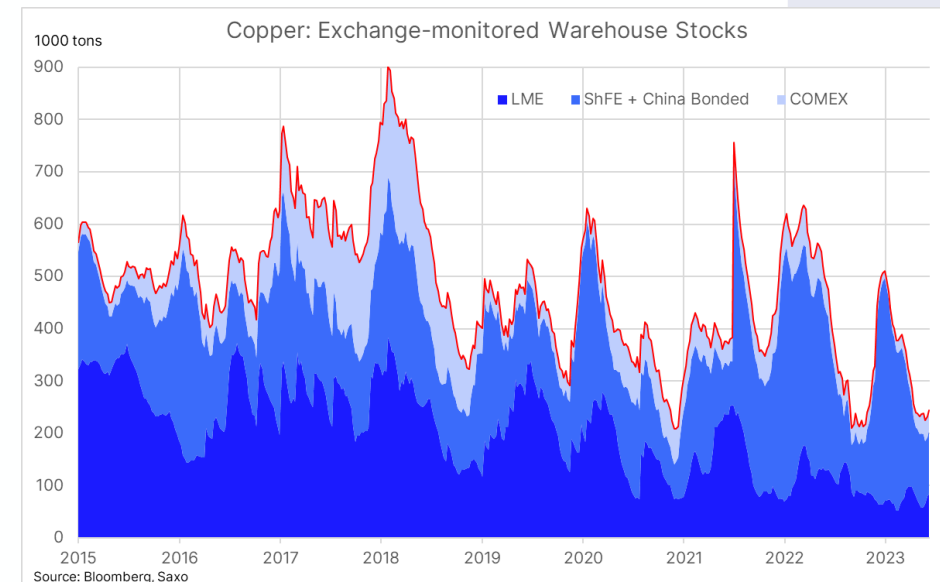
Theme	1D	1W	MTD	YTD	1Y	5Y
Semiconductors	1.8	-3.3	-6.6	36.4	15.4	194.3
Cyber security	0.8	-0.3	-4.3	23.1	-2.7	106.3
Gaming	0.8	-3.2	-8.2	19.2	9.6	81.2
Bubble stocks	0.7	-4.4	-13.0	26.7	-13.4	135.8
New biotech	0.2	1.0	-8.4	-1.2	-27.8	77.8
Mega Caps	0.2	-1.4	-2.7	29.4	16.4	136.6
MSCI World (USD)	0.1	-0.8	-2.8	15.6	6.8	51.4
Construction	0.0	-1.7	-2.9	21.9	24.1	86.4
E-commerce	-0.1	-3.3	-7.1	20.6	-5.4	21.5
Renewable energy	-0.2	-1.6	-6.0	-14.1	-24.3	216.8
Luxury	-0.2	1.8	-2.2	23.5	22.9	44.6
Travel	-0.2	-1.0	-3.0	30.6	23.4	7.9
Defence	-0.5	-2.0	-0.6	21.3	26.9	85.4
Nuclear power	-0.5	1.1	-0.1	7.5	8.2	122.2
Logistics	-0.6	-2.3	-4.1	15.8	7.9	131.9
Green transformation	-0.6	-9.7	-13.4	12.9	-38.0	166.6
Payments	-0.9	-3.9	-8.0	11.8	-11.5	31.2
Transportation infrastructure	-1.0	-1.3	-4.4	1.0	-2.2	25.0
MSCI EM (USD)	-1.1	-2.9	-5.7	5.1	-0.4	7.0
China consumer & technology	-1.3	-5.2	-6.2	2.9	2.1	98.3
Energy storage	-1.3	-3.1	-10.3	-3.7	-35.6	368.2
Commodities	-1.3	-1.5	-3.1	6.6	12.5	104.7

Source: Bloomberg and Saxo

Copper holding support amid China stimulus focus and 'green' demand

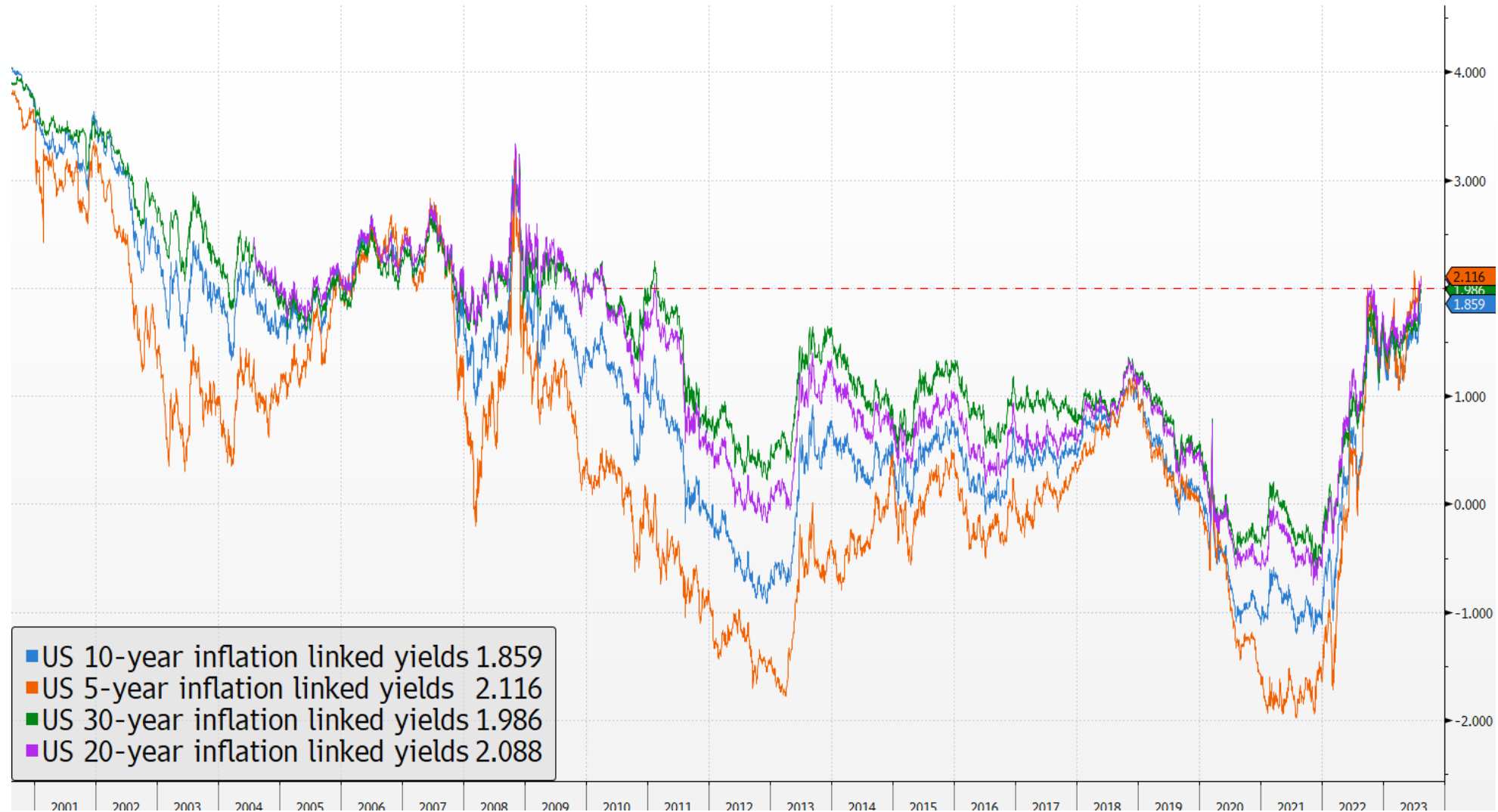


Source: Saxo



Stagflation: inflation linkers are back in vogue

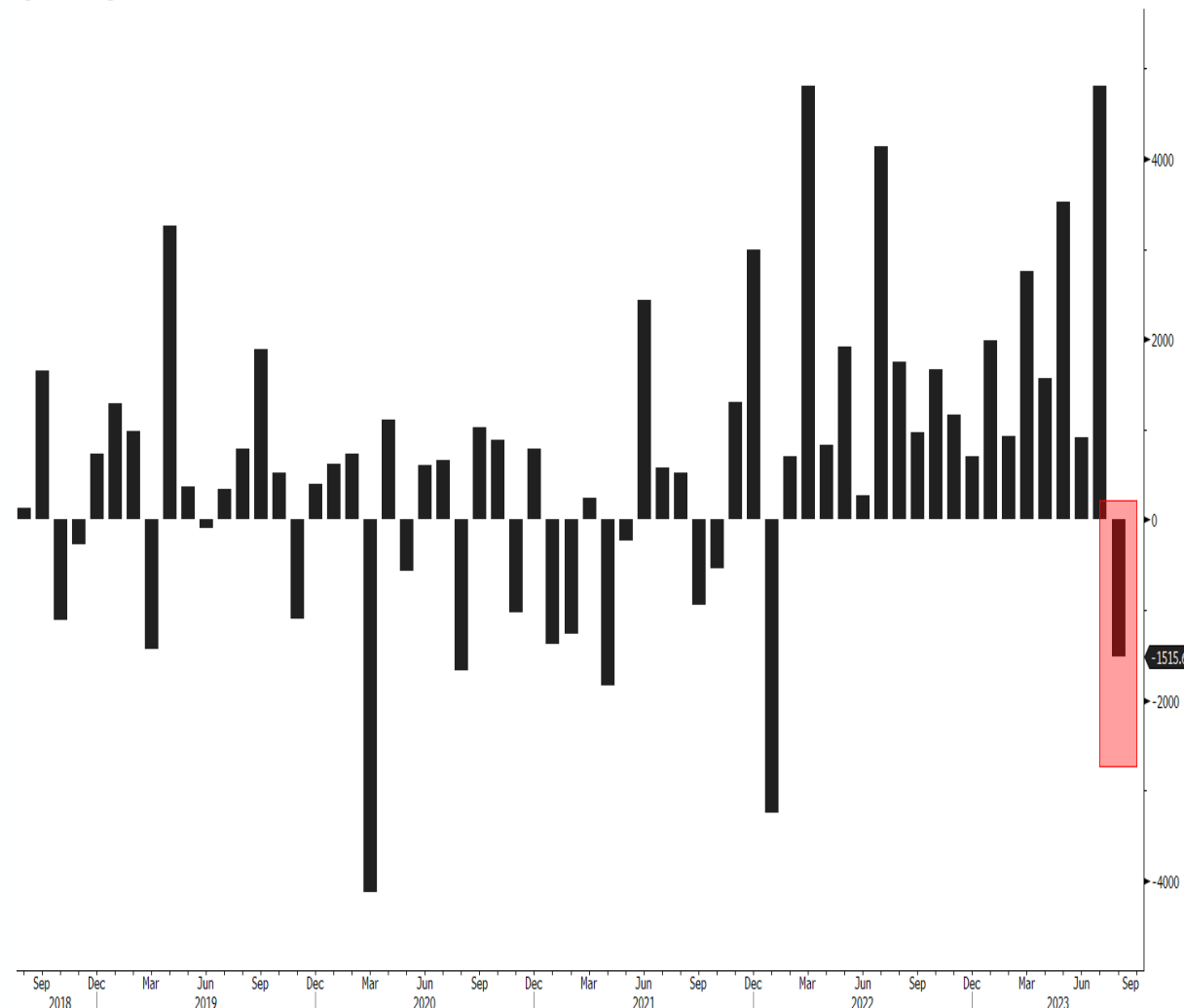
US real rates across maturities pay the highest yield in more than a decade



Source: Bloomberg.

TLT sees the largest weekly outflows since January 2022

Quarterly TLT ETF Inflows/Outflows



Source: Bloomberg.

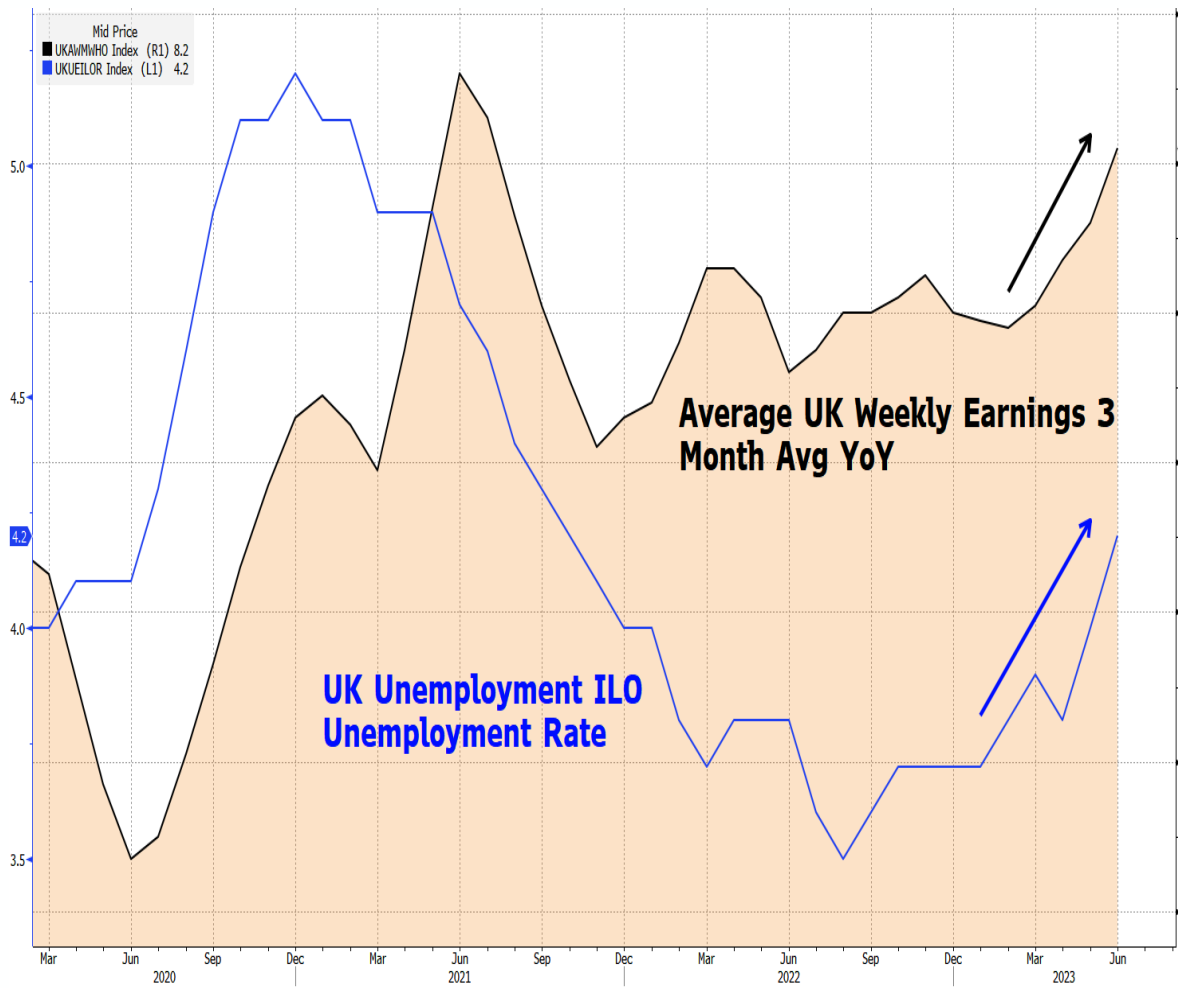
30-year US Treasury yields are still uptrending

Yields need to break below 4% to begin a downtrend

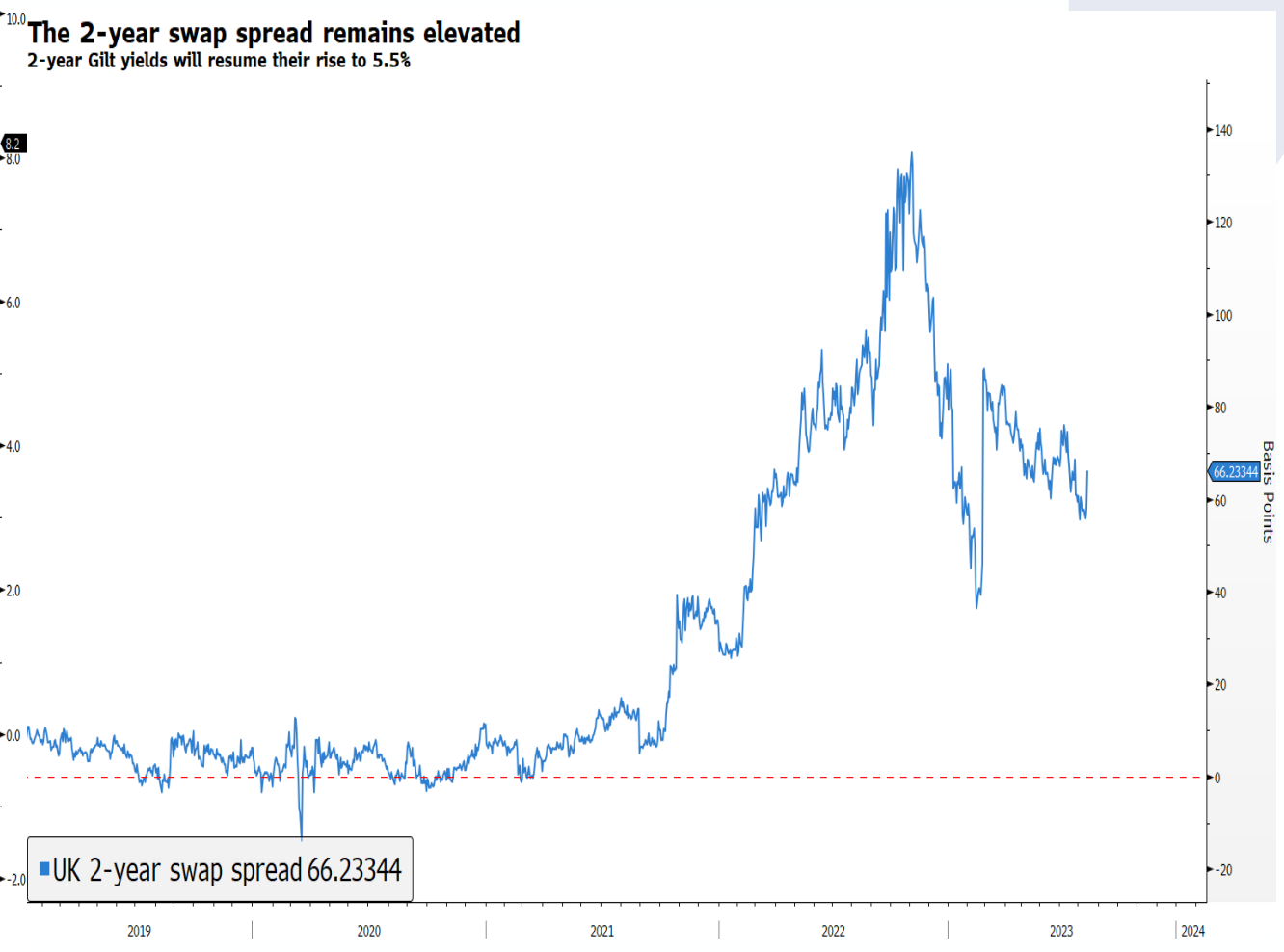


Source: Bloomberg.

Strong demand at today's 30-year auction might leak into other maturities

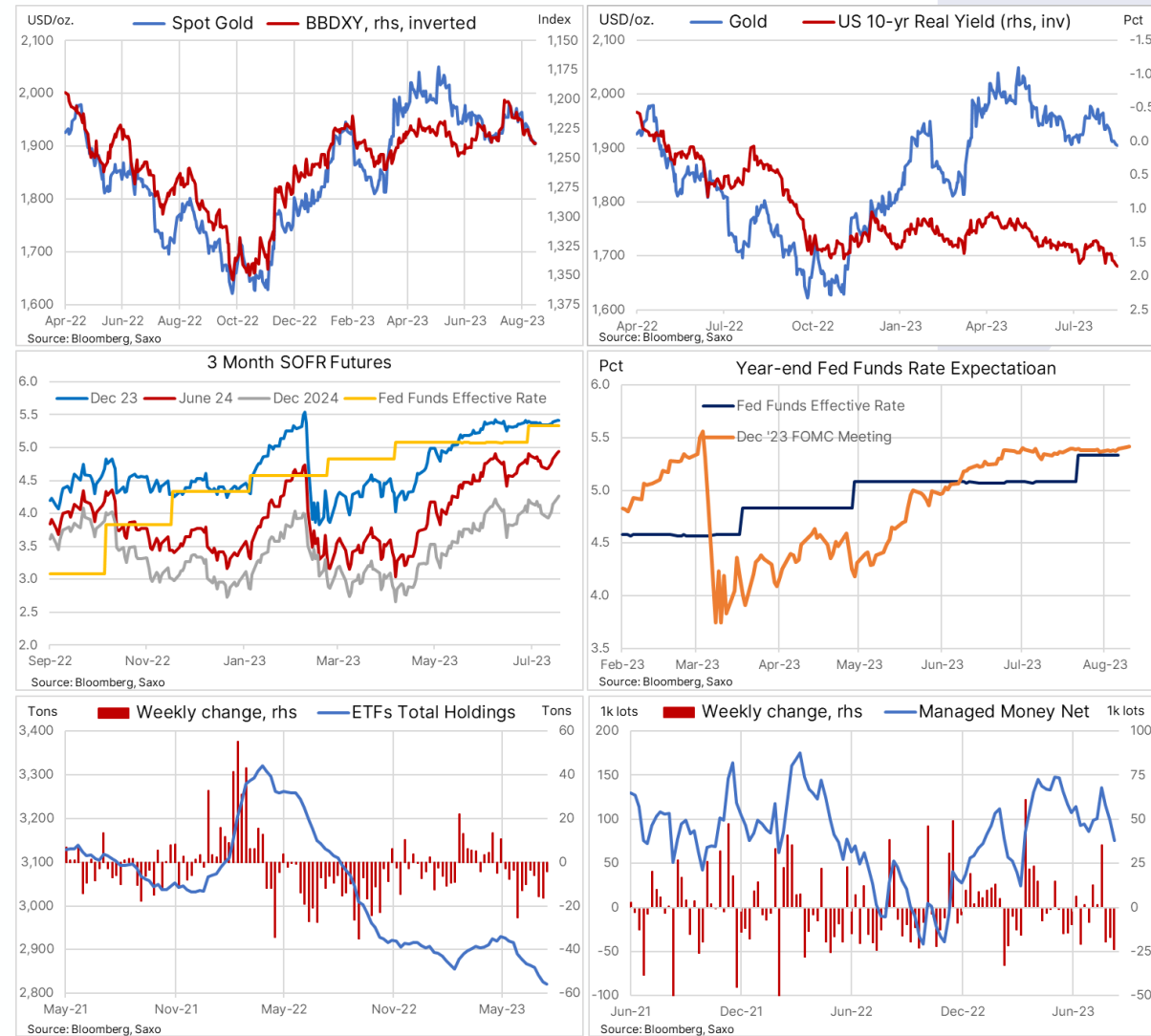


Source: Bloomberg.

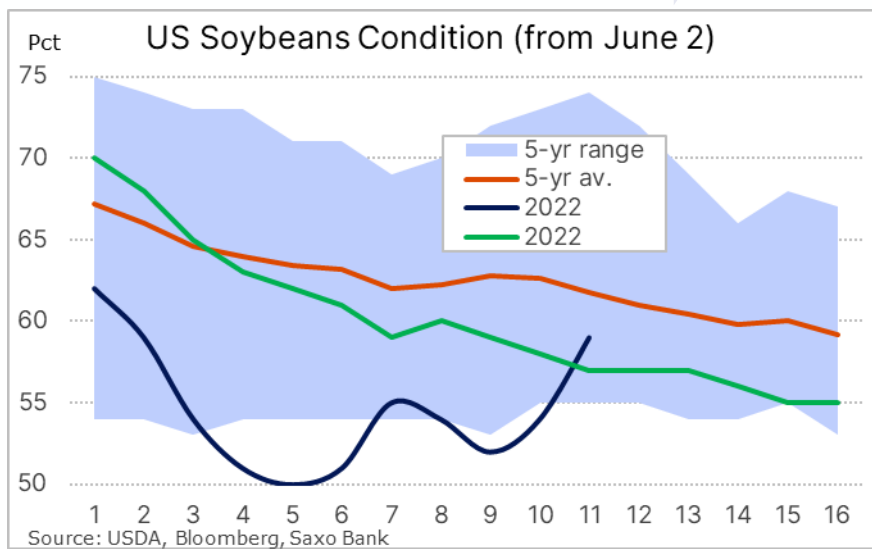
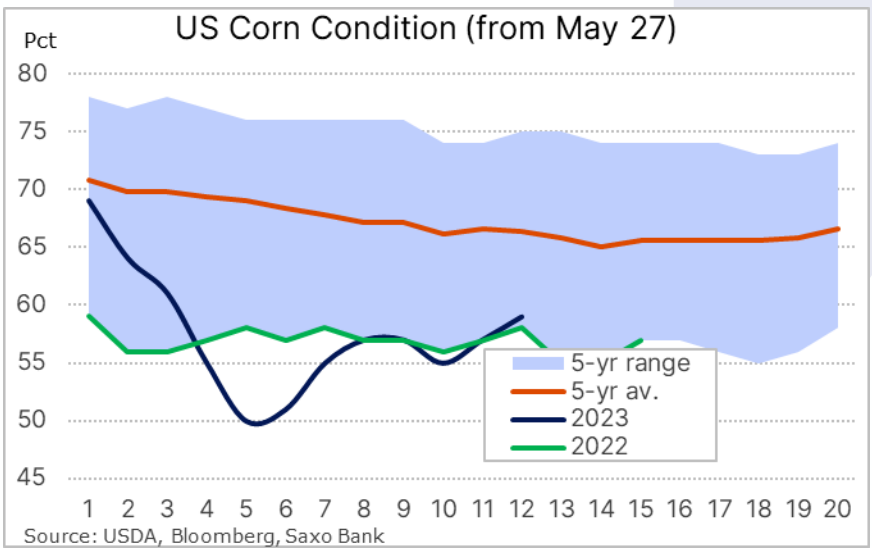
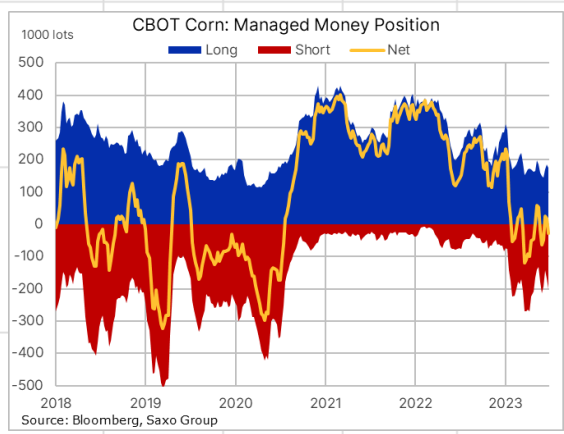


Source: Bloomberg.

Gold challenging support as sentiment remains weak



US crop conditions continue to recover



Source: Bloomberg

Earnings Watch

Today: Suncor Energy, Alcon, **Home Depot**, Agilent Technologies, **NU Holdings**, **Sea Ltd**

Wednesday: Carlsberg, **Tencent**, JD Health, JD Logistics, **Cisco**, TJX, **JD.com**, Target

Thursday: Telstra, Coloplast, CNOOC, **Adyen**, Nibe Industrier, Geberit, **Walmart**, Applied Materials, Ross Stores

Friday: Kingspan, **Deere**, **Palo Alto Networks**, Estee Lauder, XPeng

Home Depot quarterly financials

In Millions of USD	2023 Q2	2023 Q3	2023 Q4	2024 Q1	2024 Q2 Est	2024 Q3 Est	2024 Q4 Est
3 Months Ending	07/31/2022	10/30/2022	01/29/2023	04/30/2023	07/31/2023	10/31/2023	01/31/2024
Market Capitalization	308,162.6	304,623.0	321,757.0	302,643.8			
- Cash & Equivalents	1,259.0	2,462.0	2,757.0	1,260.0			
+ Preferred & Other	0.0	0.0	0.0	0.0			
+ Total Debt	47,378.0	49,713.0	50,364.0	49,428.0			
Enterprise Value	354,281.6	351,874.0	369,364.0	350,811.8			
Revenue, Adj	43,792.0	38,872.0	35,831.0	37,257.0	42,133.9	37,524.6	35,094.7
Growth %, YoY	6.5	5.6	0.3	-4.2	-3.8	-3.5	-2.1
Gross Profit, Adj	14,483.0	13,224.0	11,926.0	12,557.0	13,882.7	12,710.3	11,631.1
Margin %	33.1	34.0	33.3	33.7	32.9	33.9	33.1
EBITDA, Adj	7,956.0	6,891.0	5,511.0	6,344.0	7,056.9	6,159.5	4,975.2
Margin %	18.2	17.7	15.4	17.0	16.7	16.4	14.2
Net Income, Adj	5,173.0	4,339.0	3,362.0	3,873.0	4,461.7	3,774.2	2,894.5
Margin %	11.8	11.2	9.4	10.4	10.6	10.1	8.2
EPS, Adj	5.05	4.24	3.30	3.82	4.46	3.76	2.91
Growth %, YoY	11.5	8.2	2.8	-6.6	-11.8	-11.3	-11.9
Cash from Operations	3,393.0	2,839.0	4,594.0	5,614.0			
Capital Expenditures	-743.0	-769.0	-903.0	-905.0	-769.6	-747.1	-790.7
Free Cash Flow	2,650.0	2,070.0	3,691.0	4,709.0	5,097.8	3,091.9	3,494.2

Source: Bloomberg

Macro – calendar highlights (all times GMT)

Today's Calendar Highlights

0900 – Ger Aug ZEW Survey

1230 – US Jul Retail Sales

1230 – Can Jul CPI

1230 – US Aug Empire Manufacturing

2030 – API's Weekly Crude and Fuel Stock Report

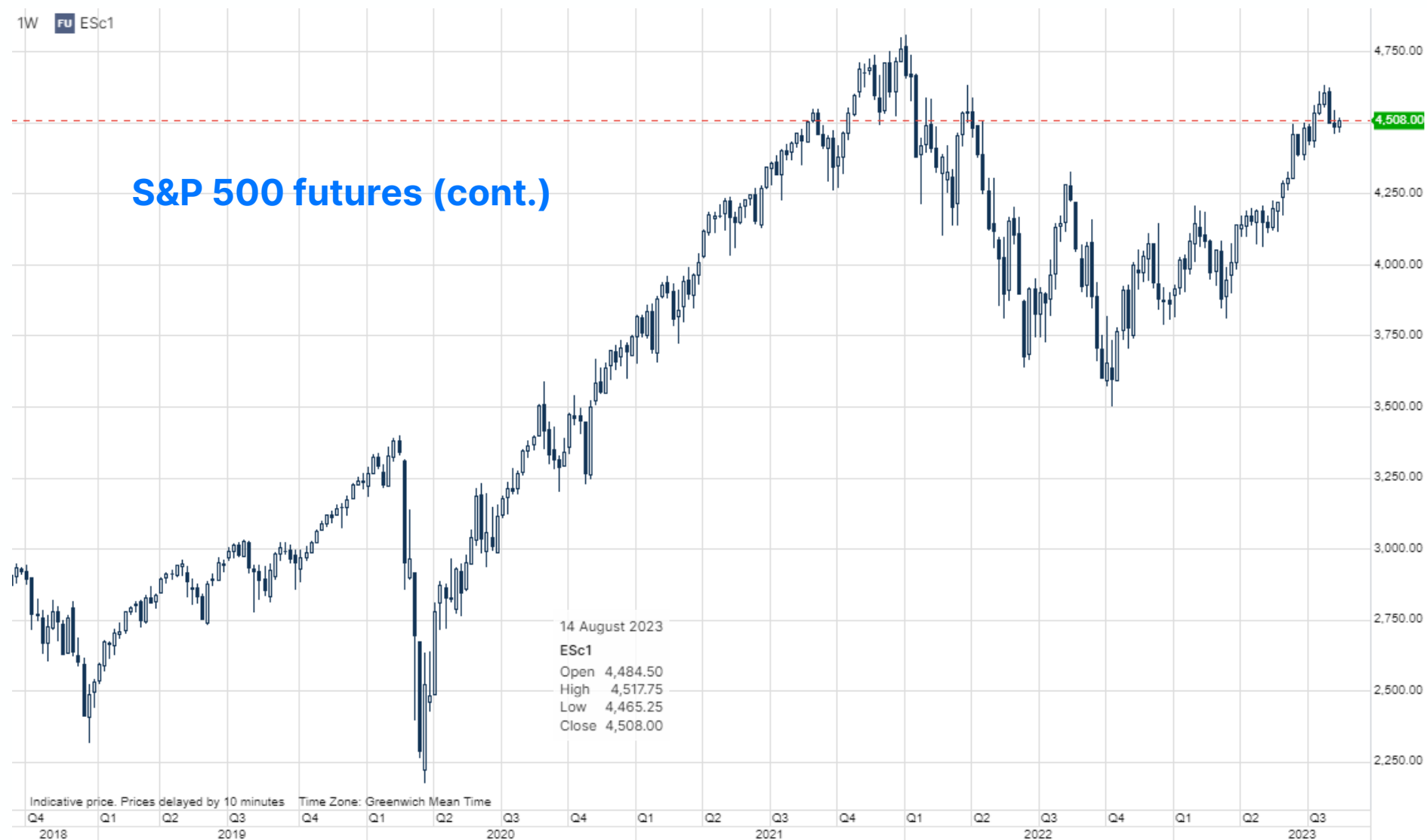
Longer Term Highlights

August 24-26 Fed Jackson Hole Symposium “Structural Shifts in the Global Economy”.

Upcoming Calendar Highlights

WED: UK Jul CPI & PPI, Eurozone 2Q GDP, US Jul Building Permits & Housing Starts, US Jul Industrial Production, US Jul Capacity Utilization, FOMC Jul 26 Minutes, **THUR:** US Jobless Claims, US Philadelphia Fed Outlook, **FRI:** Japan Jul CPI, UK Jul Retail Sales, Eurozone Jul CPI

Appendix: S&P 500 5-year chart



Appendix: Where do you find the equity theme baskets?

Saxo
TraderGO

TRADING **RESEARCH** ACCOUNT

Overview Hot Topics Quarterly Outlook Forex **Stocks** Commodities Bonds ETFs Crypto Education Trade Signals News Market Analysis Calendar Equities

US 30 Wall Street

34,581.20 USD

D -0.07% M 1.52% Y 35.75%

US Tech 100 NAS

13,674.79 USD

D -0.02% M -2.10% Y 42.48%

US 500

4,206.67 USD

D -0.05% M -0.11% Y 37.68%

Germany 30

15,591.67 EUR

D -0.03% M 2.62% Y 30.62%

Latest articles [See All](#)

EQUITIES | 01-Jun-2021 12:50 | 8 Minutes to read
Pricing power and valuation discount drive logistics returns in the future

EQUITIES | 01-Jun-2021 00:00 | 8 Minutes to read
Macro Dragon Reflections: Is Beyond Meat the next GameStop? Thoughts on the Jan-Feb Short Squeeze.... THE HIVE, AMC, GME, BB & BYND...

EQUITIES | 28-May-2021 10:50 | 6 Minutes to read
Additions to crypto basket; JD Logistics rides the e-commerce bonanza

EQUITIES | 27-May-2021 02:00 | 5 Minutes to read
Upcoming catalysts

Saxo's Equity Baskets [See All](#)

Logistics

Semiconductors

Financial Trading

Crypto and Blockchain